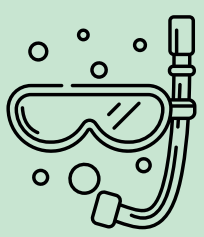


# REEFLINE



**Please note that the REEFLINE is an open water dive site situated beyond the protected swim area of the beach and is not monitored by lifeguards.**

Visitors to the REEFLINE assume all risk associated with this activity. All visitors must follow applicable recreational open water diving regulation, including the proper visible use of a North American “Diver-Down” flag (red flag with a white diagonal stripe running from the upper-left to the lower-right corner) and always remain within the allowable safe distance of the dive flag.




### Do Your Homework

Explore interactive maps, learn about the local reef and marine life, and know what to expect. Understanding the underwater environments makes the experience safer and more engaging.



### Sunscreen & Skin Protection

Apply reef-safe sunscreen (mineral-based) at least 30 minutes before entering the water, so it absorbs and minimizes washing off. Consider wearing a long-sleeved rash guard or wetsuit for added protection and reduced chemical use.



### Use a Diver-Down Flag

Florida law mandates a red flag with a white diagonal stripe (12×12” for snorkelers). Always attach your flag to a float. Stay within 100 ft in channels or 300 ft in open water of your flag. Do not snorkel or dive without it.



### Be Aware of Tides

Snorkel or dive 1–2 hours before slack tide and up to slack tide for calmer water and better visibility. Avoid going out during outgoing tides or in strong currents.



### Choose a Buddy & Know Your Limits

Always snorkel or dive with a partner: it’s safer and more fun. Know your swimming and comfort limits; do not exceed what you can safely manage in the water.




### Control Your Fins and Buoyancy

Use controlled kicks (like frog kicks) to avoid stirring up sand or damaging coral. Divers should maintain proper buoyancy to prevent contact with the reef.



### Ask Questions

If you’re new to the reef or unclear about conditions, consult a lifeguard, your tour guide, or on-site staff. They’ll help assess water safety, visibility, marine life activity, and current flow.



### Do Not Touch

Watch marine life without interacting. Do not feed or touch. Maintain a respectful distance, and observe natural behavior without interruption. Never touch or stand on coral, reef structures, or artworks. Removing marine life, shells, or artifacts from the reef is prohibited.



### No Fishing Gear

Use of spearfishing equipment, fishing lines, or nets is not permitted on the REEFLINE site. These tools can harm wildlife and damage structures.



### Leave No Trace

Take everything you brought (trash, bottle, gear). Do not anchor on structures. Use mooring buoys if arriving by boat. Keep our ocean clean for wildlife and future visitors.



### Emergency Preparedness

- If you feel overwhelmed or in distress:
- Signal your buddy or group with a whistle or arm wave.
  - Inflate your snorkel vest for support.
  - Stay calm and float. For emergencies, call 911 or U.S. Coast Guard (VHF Channel 16). Nearby lifeguards or tour boats may assist.

**DOWNLOAD THE VISITOR SAFETY PLAN**



SAFETY PLAN



ONLINE MAP